

# COVID-19 WEEKLY UPDATE



[VIRGINIAGARCIA.ORG/CORONAVIRUS](http://VIRGINIAGARCIA.ORG/CORONAVIRUS)

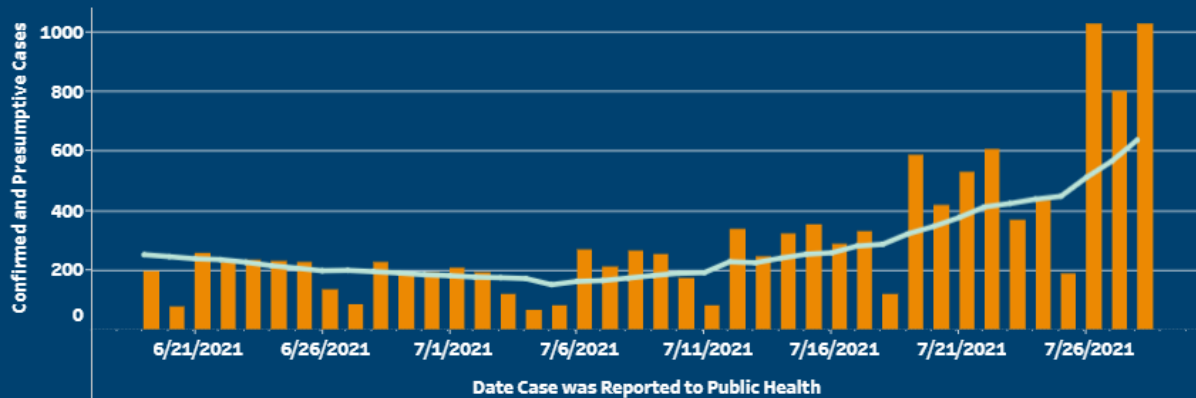
## The Week at a Glance: July 26 – July 30

We continue to see rapidly increasing Covid-19 positive cases across the region, state, and country.

This uptick is more than likely due to the Delta variant. Delta is not necessarily more deadly than other Covid-19 strains, but it is almost twice as transmissible as the original strain from last year, and 40-60% more contagious than the UK variant, which drove the case increase in the Spring. Unfortunately, we should expect to see cases continue to climb.

Vaccination against Covid-19 is virtually guaranteed to prevent hospitalization and death (even from the Delta variant), and it remains the most effective way to prevent the spread of the virus. Breakthrough cases do occur to a small degree, but they are generally asymptomatic to mildly symptomatic. Reducing transmission of the virus through vaccinations are the best way to prevent its spread and mutation.

**Daily Cases and 7 Day Moving Average over the Previous Six Weeks**



## COVID-19 Updates & Data as of July 30

### Positivity rate and ethnicity breakdown for Virginia Garcia

	Negative	Positive	Pending	Total
Hispanic:	6,833	1,854	92	8,779
Non-Hispanic:	4,069	286	25	4,380
Unknown:	950	134	11	1,095
<b>Total:</b>	<b>11,852</b>	<b>2,274</b>	<b>128</b>	<b>14,254</b>

	Oregon	VG Average Positive Rate	VG 7 day Positive Rate	Positive Result Change Rate
Positivity Rate as of 7/30/2021	3.84%	16.10%	8.62%	52%
Positivity Rate as of 7/23/2021		16.12%	5.68%	-51%
Positivity Rate as of 7/16/2021	3.82%	16.20%	11.54%	700%

**Below is a comparison of testing results across the nation**

	United States	Oregon	Washington County	Yamhill County
Total Positive Cases	34,780,417	218,689	27,764	5,062
Positive Cases for week of 7/26/2021	495,487	4,427	352	107
Total Deaths	612,278	2,855	258	81
% Change in New Cases (previous 7 Days)	64.8%	68.26%	49.79%	102%

	Virginia Garcia	VG WA County	VG Yamhill County
Total Positive Cases	2,274	1,873	401
Positive Cases for week of 7/26/21	8	5	3
Total Deaths	**	**	**
% Change in New Cases (previous 7 Days)	60%	0%	Increase from 0

## Upcoming Vaccination Events

*Updates and information on community vaccination events*



**MONDAY, AUG 2**

The Virginia Garcia Century School-Based Health Center will be hosting a Monday vaccination event beginning at 1:00pm.

Walk-ups welcome for anyone 12 and older. Pfizer and J&J vaccines will be available.



**WEDNESDAY, AUG 4**

The Virginia Garcia Mobile Clinic will be hosting a Wednesday vaccination event at Glencoe High School beginning at 3:00pm.

Walk-ups welcome for anyone 12 and older. Pfizer and J&J vaccines will be available.



### THURSDAY, AUG 5

The Virginia Garcia Cornelius Wellness Center will be hosting a Thursday vaccination event beginning at 5:00pm.

Walk-ups welcome for anyone 12 and older. Pfizer and Moderna vaccines will be available.



### FRIDAY, AUG 6

The Virginia Garcia Century School-Based Health Center will be hosting a Friday vaccination event beginning at 8:30am.

Walk-ups welcome for anyone 12 and older. Pfizer vaccines will be available.

[Find more vaccination information here](#)

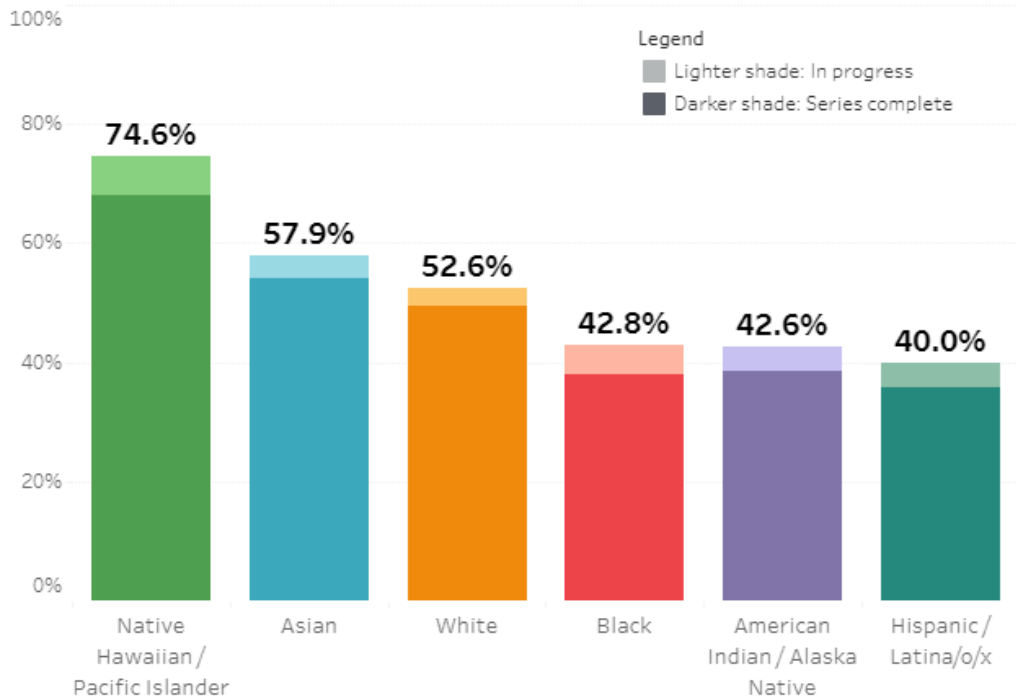
You can find resources and information at the links below:

- [Vaccination Events Website](#)
- [Vaccine Event Information Page](#)

## The Road to 30,000 *Updates on the VG Vaccination Movement*

### Current vaccination rates by rarest race and ethnicity

Labeled with % people vaccinated with at least one dose



The data below illustrates just how much further our state has to go in vaccinating the communities of color.

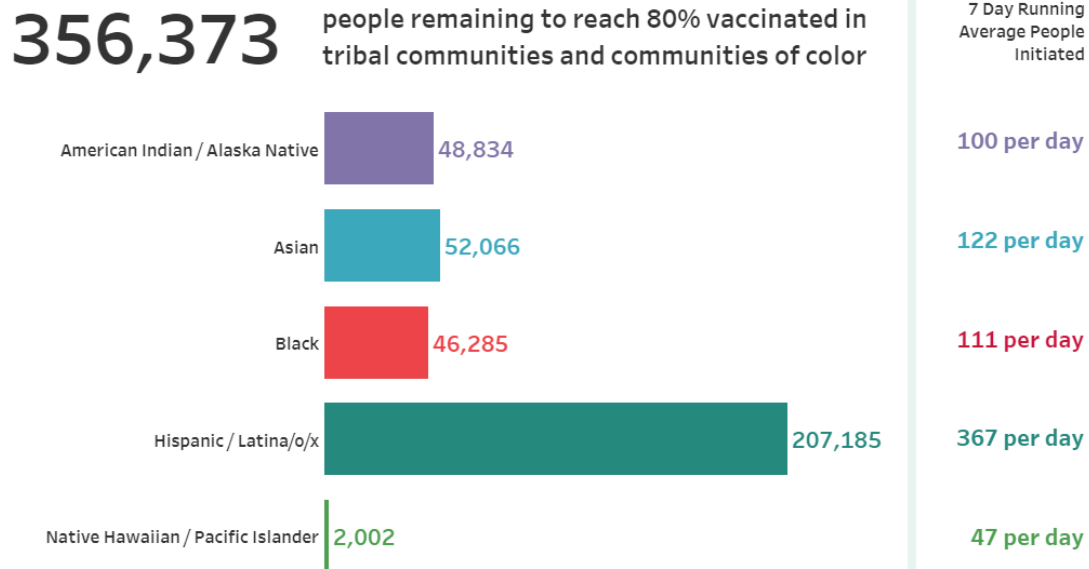
**If we continue at this pace it will take:**

**488 days** to vaccinate the American Indian/Alaska Native population

**426 days** to vaccinate the Asian population

**416 days** to vaccinate the Black population  
**564 days** to vaccinate the Latinx population  
**43 days** to vaccinate the Native Hawaiian/ Pacific Islander population

Full details can be found on the [OHA Vaccination Metrics site](#).



## VACCINATION DATA FOR VIRGINIA GARCIA FOR THE WEEK OF JULY 26

### Vaccinations for the week of 7/26/21

Cornelius Wellness Center: 131  
 Newberg: 27  
 McMinnville: 18  
 Beaverton: 145  
 Hillsboro: 61  
 Mobile Clinic: 309  
 Virginia Garcia/Lifeworks NW Beaverton: 2  
**Total: 693**

### Vaccination Totals:

Patients Receiving Primary Dose: 27,628  
 Patients Receiving Secondary Dose: 23,322  
 Fully Vaccinated Patients: 24,931  
 Total Doses Administered: 50,950

## COVID-19 VACCINATION CRITERIA

**Virginia Garcia is vaccinating anyone in the community at designated walk-in vaccination events.**

Virginia Garcia is offering Moderna, Johnson & Johnson and Pfizer vaccine. Not all vaccines are offered at all events. Please check the vaccine available at a specific event prior to attending.

If you are a patient and would like to receive a vaccination, please contact your clinic to schedule an appointment. If you are not a Virginia Garcia patient but would like to be vaccinated, you can attend a Virginia Garcia vaccination event or call 503-214-1674 to make an appointment. All upcoming vaccination events are listed on our website at [viriniagarcia.org/vaccine](http://viriniagarcia.org/vaccine).

## COVID-19 SCREENING CRITERIA

**Virginia Garcia is providing COVID-19 screening to patients by appointment only.**

**If you want to be screened for COVID-19 at a Virginia Garcia clinic you must first schedule an appointment.** If you are a Virginia Garcia patient, please contact your clinic. **Please do not come to a clinic without an appointment.**

If you are not a Virginia Garcia patient, but would like to become one, please contact Member Services at 503-359-5564, option 3 to schedule your test. **Please do not come to a clinic without an appointment.**

